

2018 SFS CGC

Somme

Stage 1 Bay 1 Left

Jenx

Rules: Practical Shooting Handbook, Latest Edition

START POSITION: Standing in shooting area, straddling start stick, toes touching forward fault line, wrists below belt. PCC stock on belt, muzzle down range.

GUN READY CONDITION: Gun loaded and holstered

STAGE PROCEDURE: Engage targets as they become available.
PP1 activates Tip out 1, PP 2 activates Tip out 2, both remain visible.

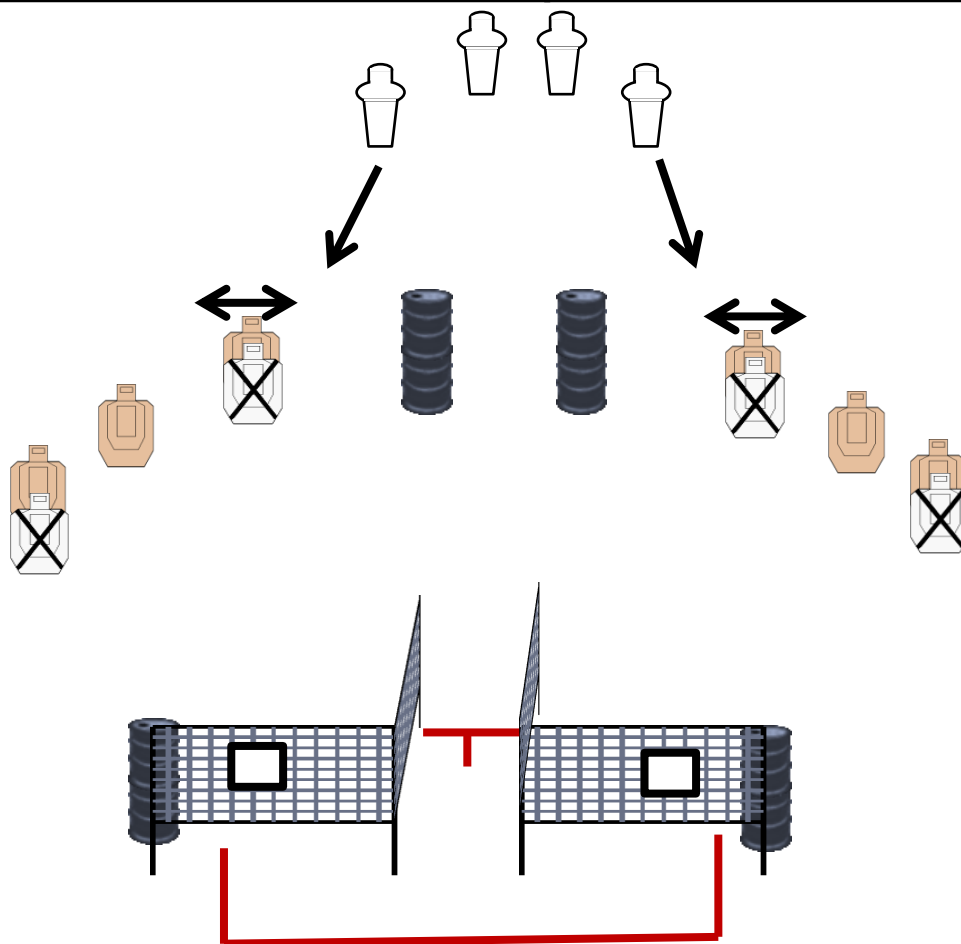
SCORING: Comstock, 22 rds

TARGETS: 6 Metric

SCORED HITS: Best 3

START-STOP: Audible / Last Shot

PENALTIES: Per USPSA



2018 SFS CGC
Antwerp
Stage 2 Bay 1 Right
Jenx

Rules: Practical Shooting Handbook, Latest Edition

START POSITION: Standing in shooting area, wrists above respective shoulders, PCC same

GUN READY CONDITION: Gun unloaded on table, 1st mag in box, all other mags on belt. Per shot fired procedural if mag in box is not used as first mag.

STAGE PROCEDURE: Engage targets as they become available. Opening box activates SW1 which remains visible.

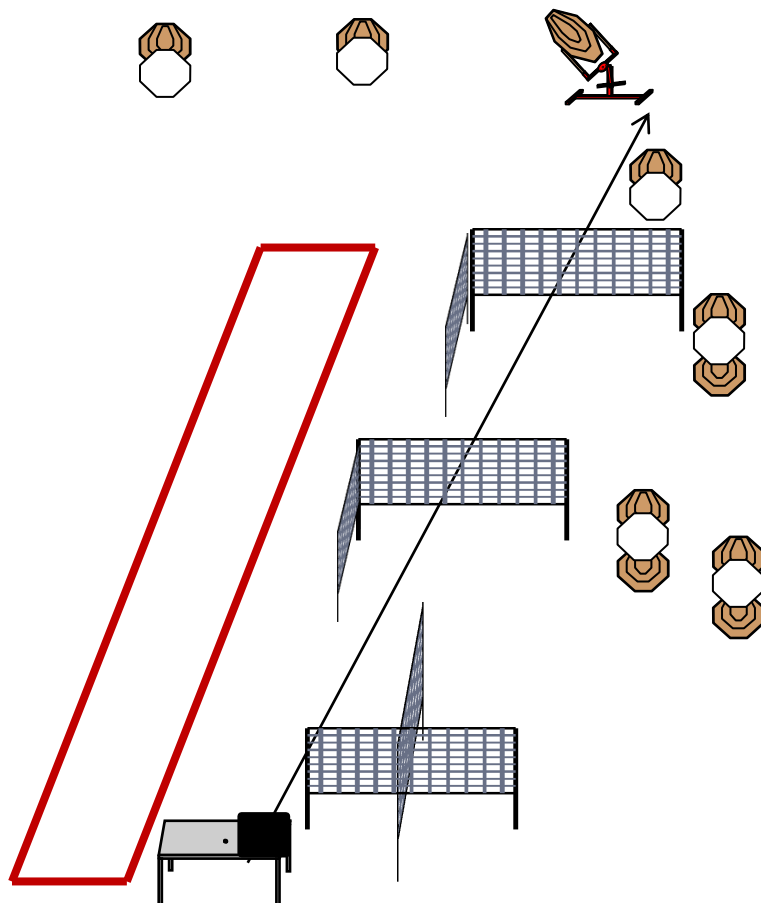
SCORING: Comstock, 20 rds

TARGETS: 10 Classic

SCORED HITS: Best 2

START-STOP: Audible / Last Shot

PENALTIES: Per USPSA



2018 SFS CGC

Amiens

Stage 3 Bay 2

King

Rules: Practical Shooting Handbook, Latest Edition

START POSITION: Standing outside shooting area, straddling start stick, toes touching rear fault line, wrists below belt. PCC stock on belt, strong hand at side.

GUN READY CONDITION: Gun loaded and holstered

STAGE PROCEDURE: Engage targets as they become available.

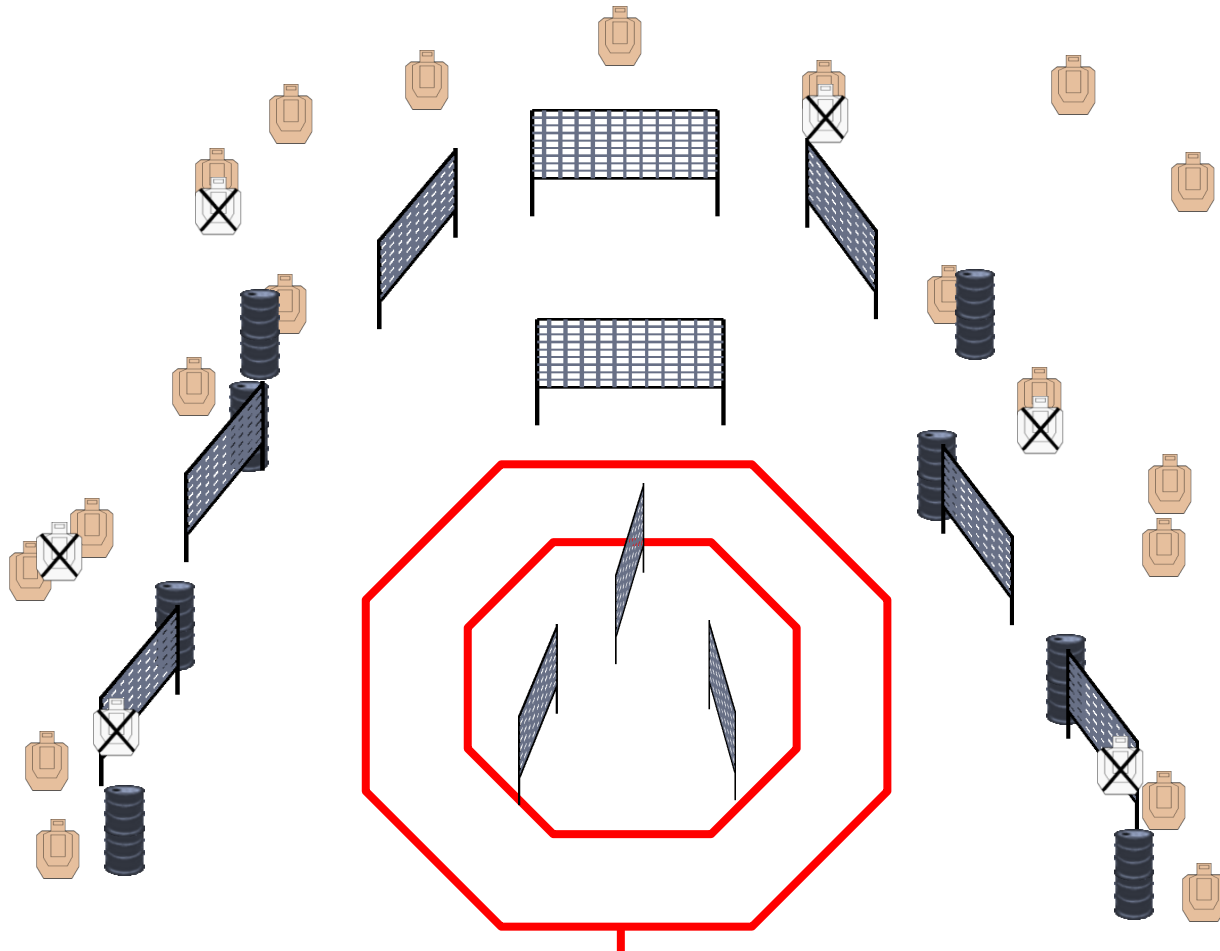
SCORING: Comstock, 38 rds

TARGETS: 19 metric

SCORED HITS: Best 2

START-STOP: Audible / Last Shot

PENALTIES: Per USPSA



2018 SFS CGC
Gallipoli
Stage 4 Bay 3 Left
Jenx

Rules: Practical Shooting Handbook, Latest Edition

START POSITION: Standing in either shooting area, wrists above respective shoulders. PCC stock on belt, weak hand holding rifle, strong wrist above shoulder

GUN READY CONDITION: Gun loaded and holstered

STAGE PROCEDURE: Engage targets as they become available. P1&2, activates DT1 which remains visible. P2&3 activates DT2 which remains visible. (Steel is not available from area B)

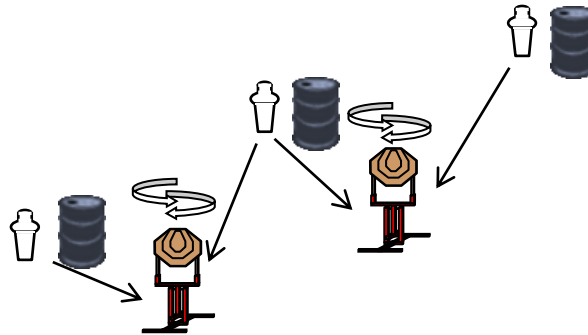
SCORING: Comstock, 7 rds

TARGETS: 2 Classic 3 steel

SCORED HITS: Best 2

START-STOP: Audible / Last Shot

PENALTIES: Per USPSA



B

A

2018 SFS CGC
Marne
Stage 5 Bay 3 Right
Jenx

Rules: Practical Shooting Handbook, Latest Edition

START POSITION: Both hands touching mark. PCC muzzle touching mark

GUN READY CONDITION: Gun unloaded and holstered, mags on barrels

STAGE PROCEDURE: Engage targets as they become available. P2, activates MT1 which remains visible. P3 activates MT2 which remains visible.

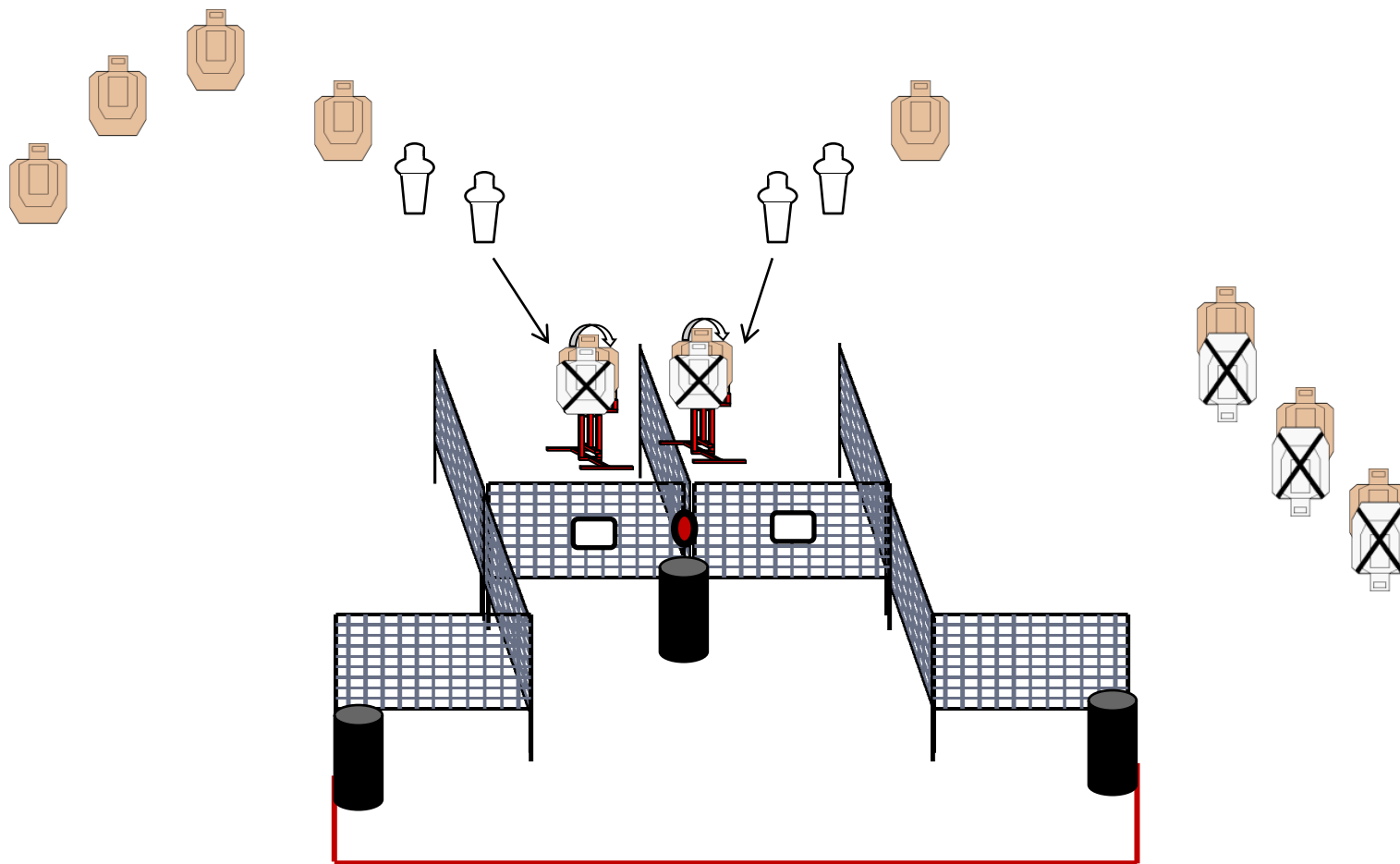
SCORING: Comstock, 24 rds

TARGETS: 10 metric 4 steel

SCORED HITS: Best 2

START-STOP: Audible / Last Shot

PENALTIES: Per USPSA



2018 SFS CGC

Verdun

Stage 6 Bay 4

Jenx/Lutsi

Rules: Practical Shooting Handbook, Latest Edition

START POSITION: Toes touching marks, wrists below belt. PCC toes on mark, stock on belt muzzle down range

GUN READY CONDITION: Gun loaded and holstered

STAGE PROCEDURE: Engage targets as they become available. P1, activates SW1 which remains visible. P2 activates MT1 which remains visible.

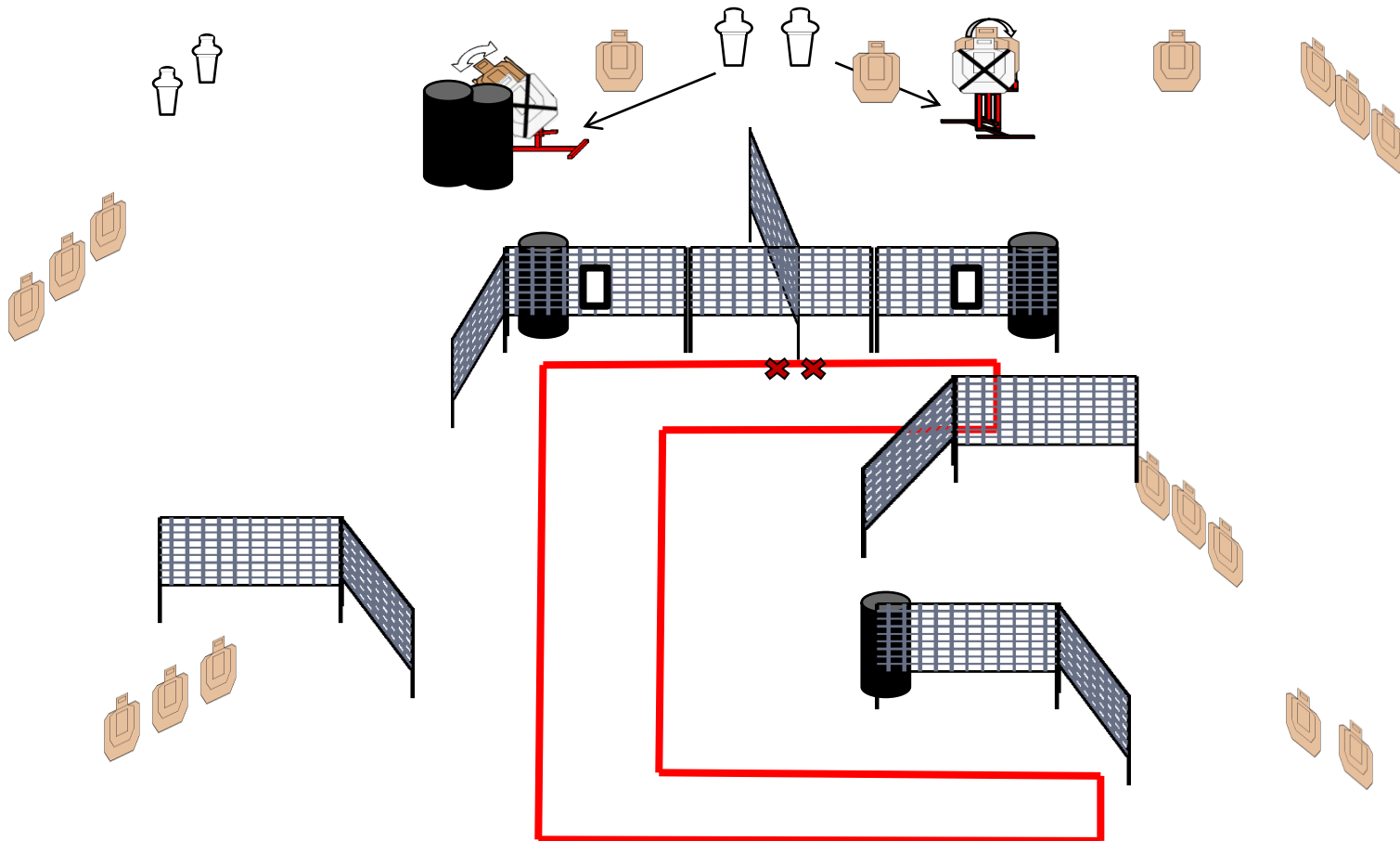
SCORING: Comstock, 42 rds

TARGETS: 19 metric 4 steel

SCORED HITS: Best 2

START-STOP: Audible / Last Shot

PENALTIES: Per USPSA



2018 SFS CGC
Passchendale
Stage 7 Bay 5
King

Rules: Practical Shooting Handbook, Latest Edition

START POSITION: Hands touching marks, PCC Muzzle touching either mark

GUN READY CONDITION: Gun loaded and holstered

STAGE PROCEDURE: Engage targets as they become available. P1, activates MT1 which remains visible. P3 activates SW1, and stomp pad activates DT1 all moving targets remains visible.

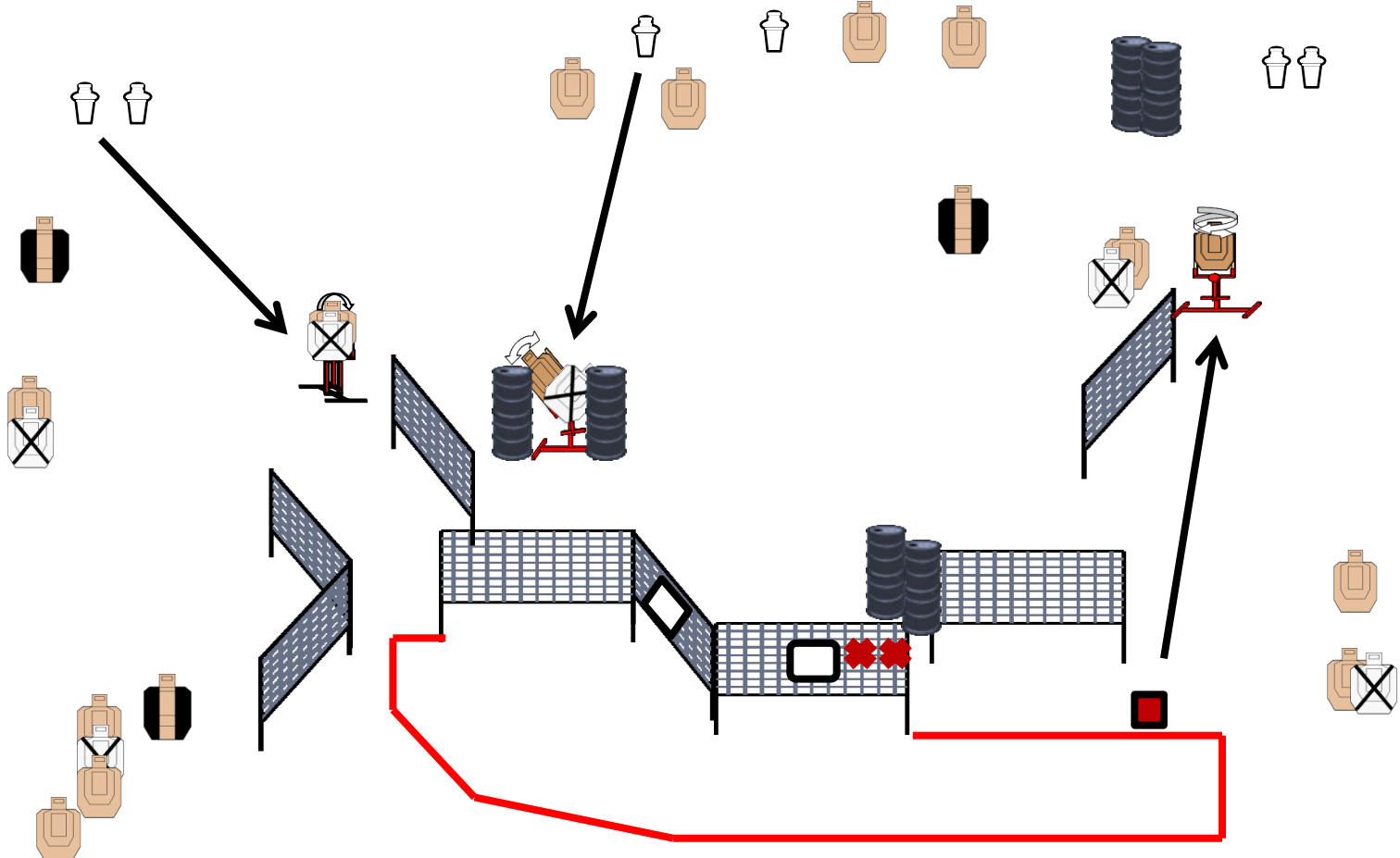
SCORING: Comstock, 40 rds

TARGETS: 17 metric 6 steel

SCORED HITS: Best 2

START-STOP: Audible / Last Shot

PENALTIES: Per USPSA



2018 SFS CGC
Argonne Forest
Stage 8 Rifle range
Jenx

Rules: Practical Shooting Handbook, Latest Edition

START POSITION: anywhere in the shooting area, wrists below belt. PCC stock on belt, muzzle pointed downrange

GUN READY CONDITION: Gun loaded and holstered

STAGE PROCEDURE: String 1: on signal from box A engage targets with 2 rounds each, perform a mandatory reload and engage targets from either box B or C with 2 rounds each SHO. String 2: starting in either box B or C engage targets with 2 rounds each freestyle, move to either remaining boxes and engage targets 2 rounds each WHO.

SCORING: Virginia, 32 rds

TARGETS: 4 metric

SCORED HITS: Best 8

START-STOP: Audible / Last Shot

PENALTIES: Per USPSA

